

This **monthly** update summarizes data on illegal drug overdoses reported to Island Health. Unless otherwise specified, data are presented for the Island Health region overall. How up to date the data are varies by source. Notes on data sources are provided on page 9. Symbols used on this page include: higher than (↑), lower than (↓), and similar to (~).

Coroners Service



11 Deaths (December 2019) (69 in BC)
 ↓ the 12 Month Moving Average (**14** Deaths)
59% of deaths occurred in **private residences** (2019 Year to date)
73% were **male** (2019 Year to Date)

Data Available to: December 2019
 Page: 2

Emergency Departments (ED)



94 Overdoses Seen at EDs (January 2020)
 ~ the 12 Month Moving Average (**89** Overdoses)
69% were **male** (2020 Year to date)

Data Available to: January 2020
 Page: 3

Supervised Consumption Services (SCS) & Overdose Prevention Services (OPS)



14,864 visits (January 2020)
40 Overdoses Survived Inside SCS & OPS Sites (January 2020)
 ~ the 12 Month Moving Average (**36** Overdoses)
77% were **male** (2020 Year to date)

Data Available to: January 2020
 Pages: 4-5

BC Emergency Health Services (BCEHS)



154 Overdoses Attended by BCEHS Paramedics (December 2019)
 ~ the 12 Month Moving Average (**172** Overdoses)
71% were **male** (2019 Year to date)

Data Available to: December 2019
 Page: 6

Take Home Naloxone (THN)



736 THN Kits Distributed (September 2019)

Data Available to: September 2019 (Kits) & September 2019 (Sites)
 Page: 7

Opioid Agonist Therapy (OAT)



86 New & **4,427** Active Clients (November 2019)
19 New & **262** Active Prescribers (November 2019)

Data Available to: November 2019
 Page: 8

Notes on Data Sources

Page: 9



Figure 1 Number of Illicit Drug Toxicity Deaths by Month
December 2019 and Previous 23 Months

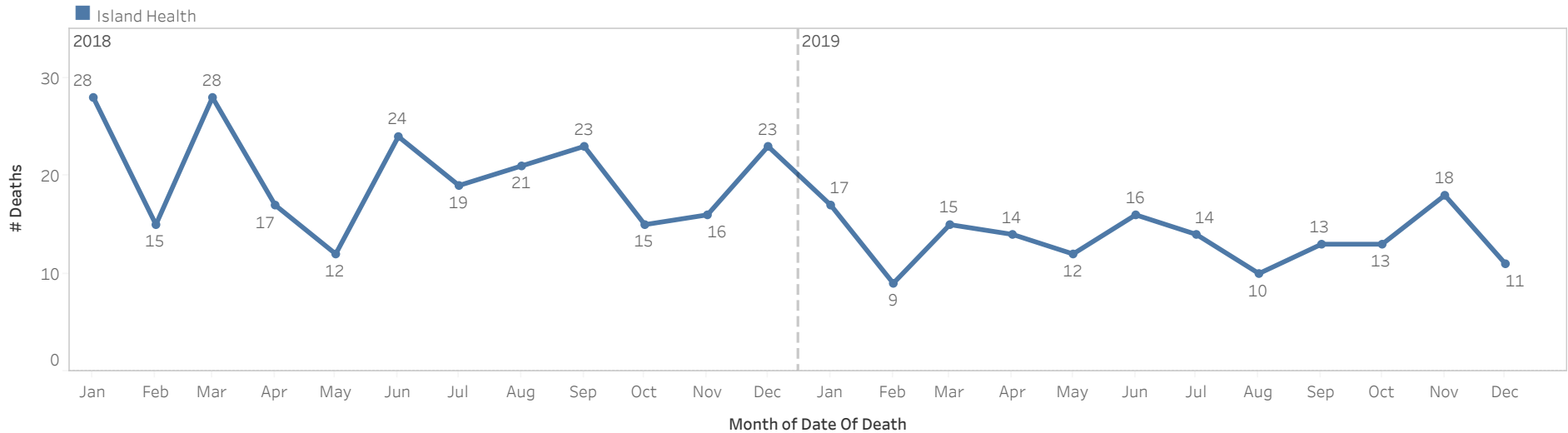


Figure 2 Illicit Drug Toxicity Deaths by Location*
Year to Date (December 2019)

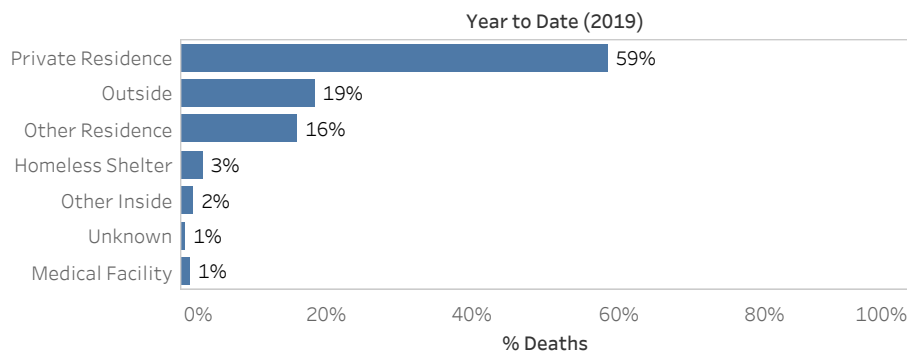


Table 1 Sex and Age of Individuals Who Died Following Illicit Drug Toxicity
Year to Date (December 2019)

Sex	Age Group	Count	Percentage
Male	<19	2	(1%)
	19-39	81	(50%)
	40+	79	(49%)
Female	<19	0	(0%)
	19-39	0	(0%)
	40+	43	(27%)

40
Average Age
39
Median Age

For most recent BC Coroners Service public report on Illicit Drug Toxicity Deaths in BC see: <https://www2.gov.bc.ca/gov/content/life-events/death/coroners-service/statistical-reports>

***Private Residence** - Driveways, garages, trailer homes, retirement/senior residence, and private residence; **Other Residence** - Hotels, motels, rooming houses, halfway homes, safe house and social housing; **Other Inside** - Facilities, occupational sites, public buildings and businesses; and **Outside** - Vehicles, streets, sidewalks, parking lots, public parks, wooded areas and campgrounds; **Medical Facility** - Hospital, hospital: emergency, and specialized care: mental.

<https://www.islandhealth.ca/overdose>

Prepared by the Office of the Chief Medical Health Officer



Emergency Departments (ED)

Figure 3 Number of Suspected Opioid-Associated Overdoses Seen at Island Health EDs by Month
January 2020 and Previous 23 Months

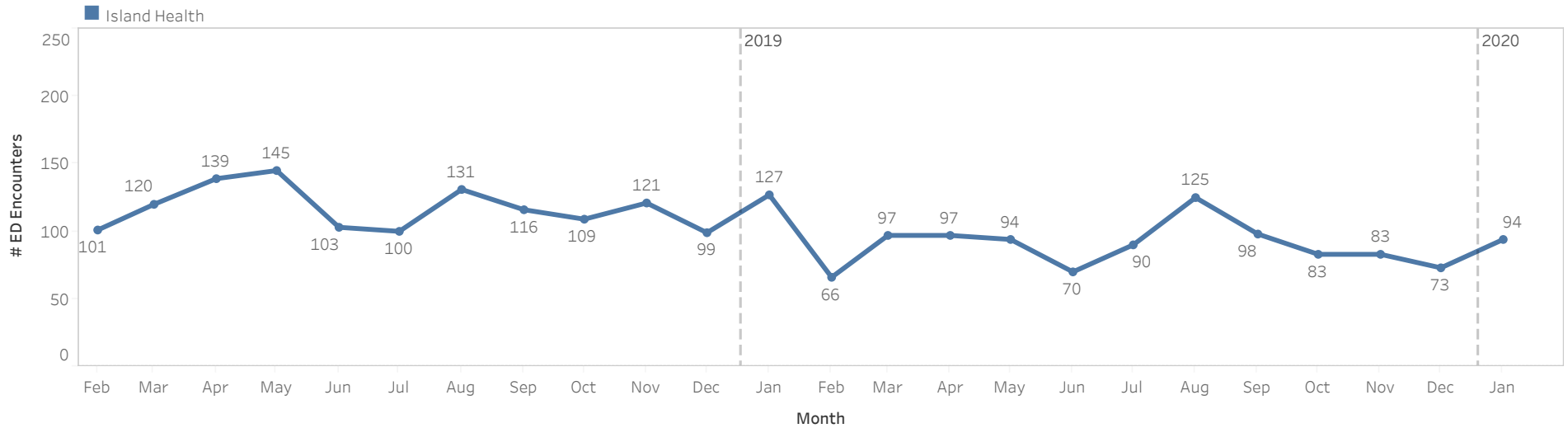


Figure 4 Location Where Clients Went After ED Visit
Year to Date (January 2020)

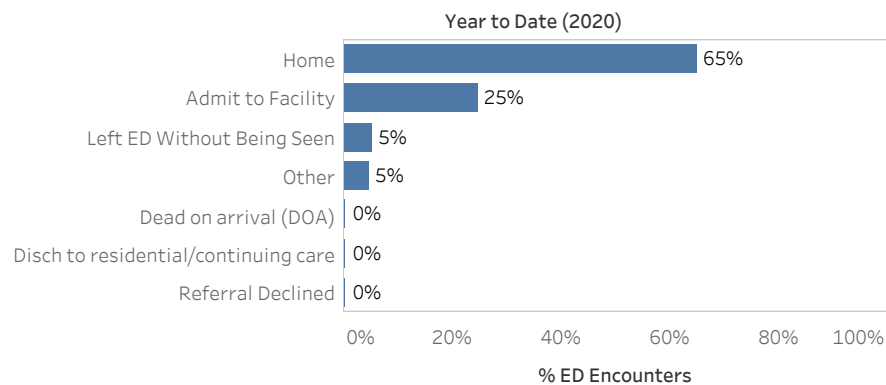
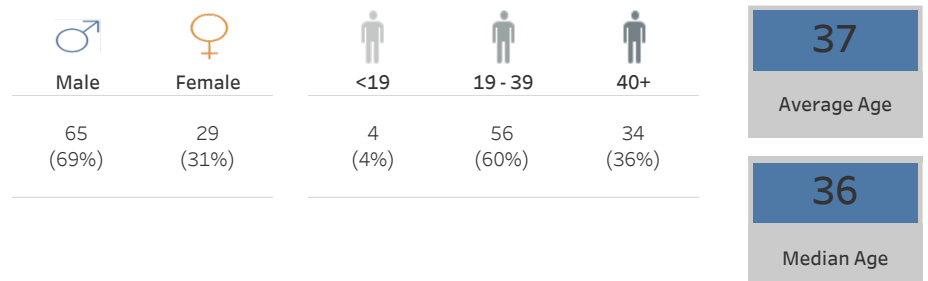


Table 2 Gender and Age of Individuals Seen at EDs Following Suspected Opioid-Associated Overdose
Year to Date (January 2020)





Supervised Consumption Services (SCS) & Overdose Prevention Services (OPS) Visits

Figure 5 Number of Reported Visits to Supervised Consumption Services (SCS) Sites & Overdose Prevention Services (OPS) Sites by Month (all sites combined) January 2020 and Previous 23 Months

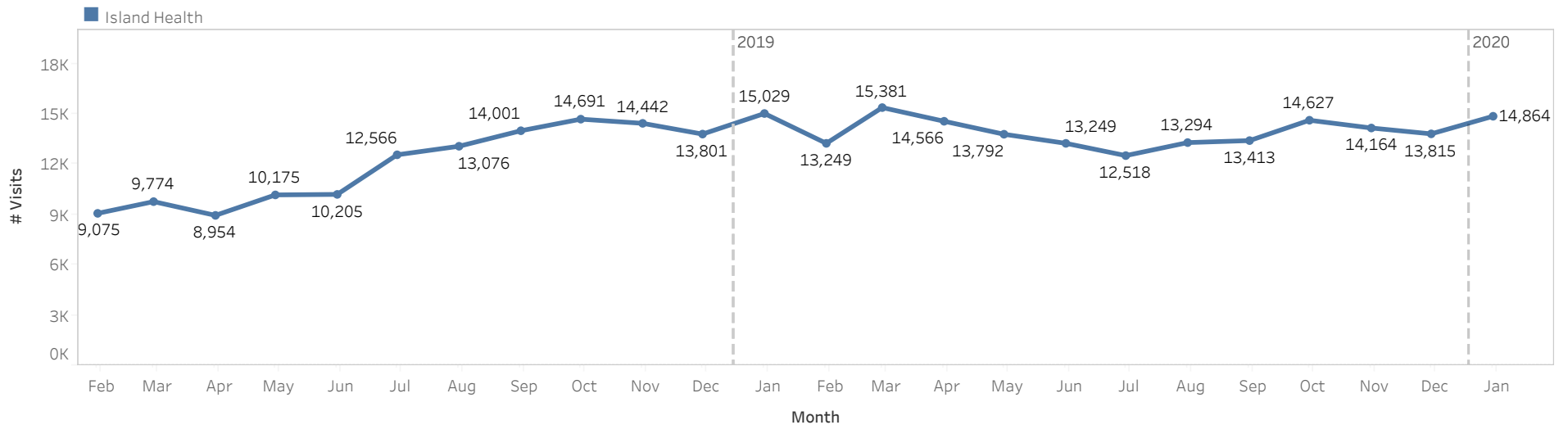


Table 3 Number of Reported Visits, New Clients, and Return Visits to the Supervised Consumption Services (SCS) Sites & Overdose Prevention Services (OPS)

January 2020, Year to Date, and Total Visits to Date

January			Year to Date (2020)			Total Visits to Date		
New Clients	Return Visits	Total Visits	New Clients	Return Visits	Total Visits	New Clients	Return Visits	Total Visits
44	14,820	14,864	44	14,820	14,864	4,622	391,068	395,692

	Site	Opened	Days of Operation	Hours of Operation
South	Portland Hotel Society (Victoria)	14-Dec-16	Monday to Sunday	10 AM - 10 PM
	The Harbour (Victoria)	18-Jun-18	Monday to Sunday	6:30 AM - 8 PM
	AVI Victoria	16-Jan-17	Monday to Sunday	3 PM - 10 PM
	Our Place (Victoria)	20-Dec-16	CLOSED	CLOSED
Central	Rock Bay Landing (Victoria)	01-Feb-17	Monday to Sunday	8 AM - 6 PM (Public) 7 AM - 9 PM (Residents)
	CMHA Wesley St. (Nanaimo)	31-Jan-17	Monday to Sunday	10:30 AM - MIDNIGHT
	Cowichan (Duncan)	11-Sep-17	Monday to Sunday	1 PM - 7 PM
North	Port Alberni	01-May-17	Monday to Sunday	8 AM - 4 PM
	AVI Campbell River*	15-May-17	Monday to Thursday Friday to Sunday STATS	9 AM - 11:30 AM & 1 - 3:30 PM 11 AM - 3 PM 11 AM - 3 PM
	AVI Courtenay	27-Mar-17	Monday to Thursday Friday to Sunday STATS	9 AM - 11:30 AM & 1 - 3:30 PM 11 AM - 2:30 PM 11 AM - 2:30 PM

*Campbell River opens from 9:00AM to 8:00PM each Wednesday income assistance cheques are issued

<https://www.islandhealth.ca/overdose>

Prepared by the Office of the Chief Medical Health Officer



Supervised Consumption Services (SCS) & Overdose Prevention Services (OPS) Overdoses

Figure 6 Number of Reported Overdoses **Inside** Supervised Consumption Services (SCS) Sites & Overdose Prevention Services (OPS) Sites by Month (all sites combined) January 2020 and Previous 19 Months

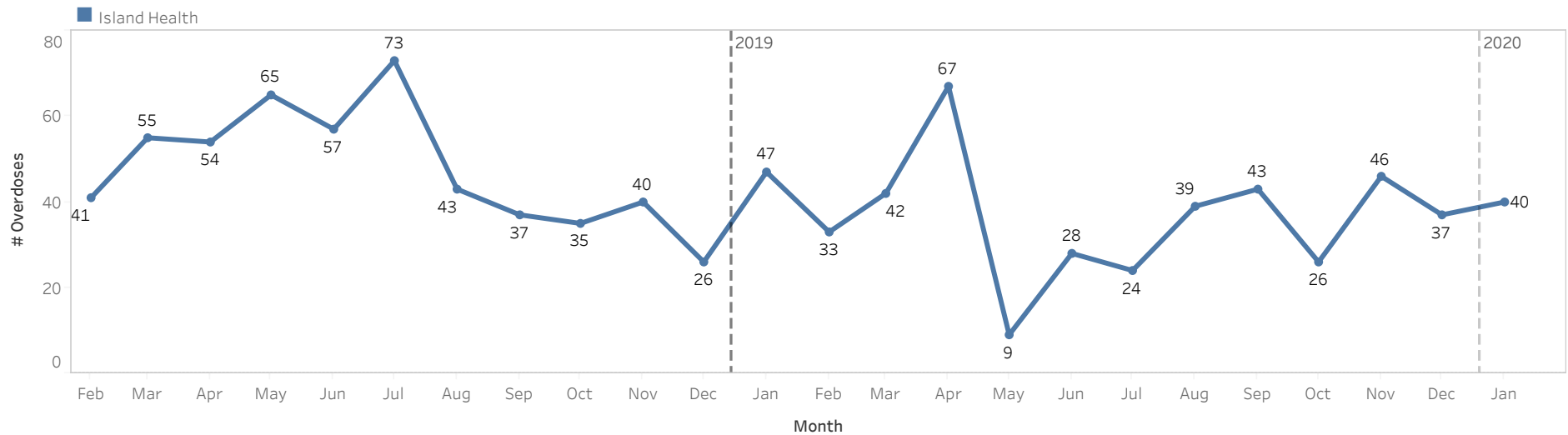


Table 4 Number of Overdoses **Inside** Supervised Consumption Services (SCS) Sites & Overdose Prevention Services (OPS) Sites January 2020, Year to Date, and Overdoses to Date

January	Year to Date (2020)	Total Overdoses to Date
40	40	1,500

Table 5 Gender and Age of Overdose Cases Inside Supervised Consumption Services (SCS) Sites & Overdose Prevention Services (OPS) Sites Year to Date (January 2020)

Male	Female	<19	19-39	40+
30 (77%)	9 (23%)	1 (3%)	19 (48%)	20 (50%)



BC Emergency Health Services (BCEHS)

Figure 7 Number of Overdoses Attended by BCEHS Paramedics
December 2019 and Previous 23 Months

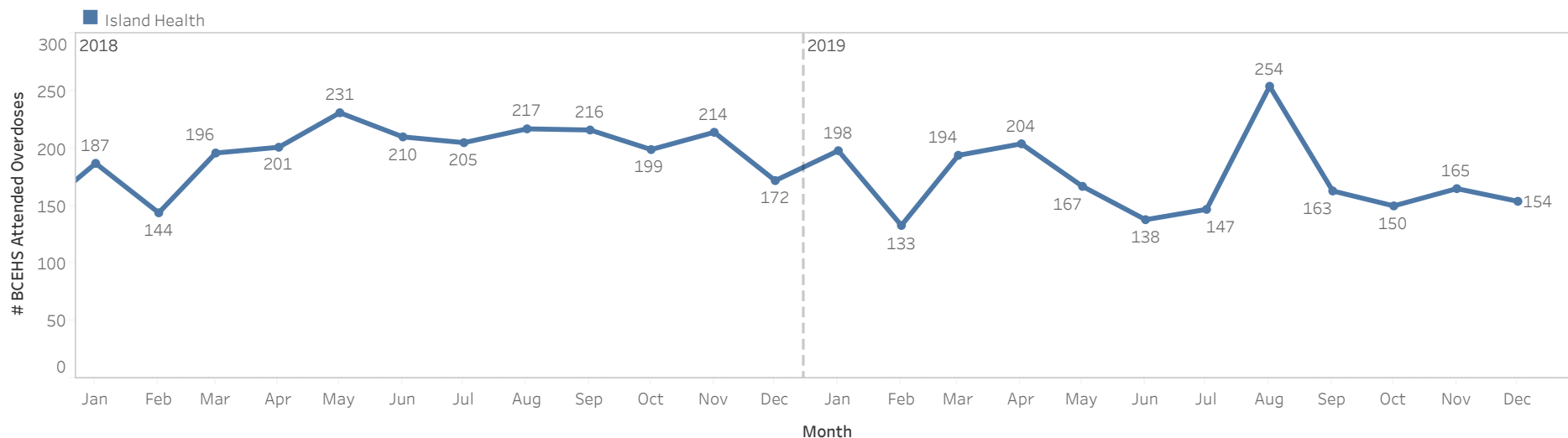
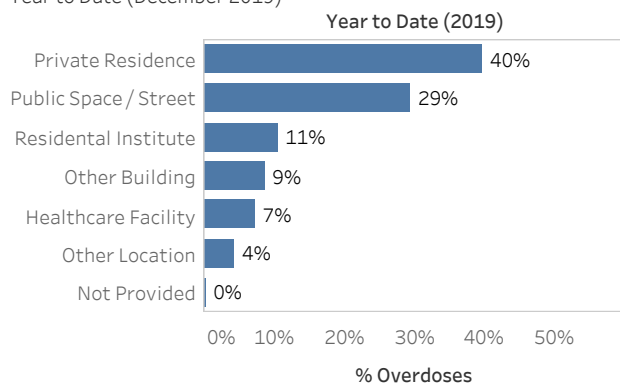


Figure 8 Location of Pick-Up by BCEHS Paramedics and Proportion Transported to EDs

Year to Date (December 2019)



Year to Date (2019)

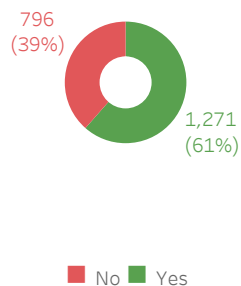


Table 6 Gender and Age of Overdose Cases Attended by BCEHS Paramedics
Year to Date (December 2019)

Gender	Age Group	Count	Proportion
Male	<19	49	(2%)
	19-39	1,085	(55%)
	40+	829	(42%)
Female	<19	0	(0%)
	19-39	0	(0%)
	40+	0	(0%)

39
Average Age

36
Median Age



Take Home Naloxone (THN)

Figure 7 Number of THN Kits Distributed by Island Health and Health Service Delivery Area (HSDA)
September 2019 and Previous 23 Months

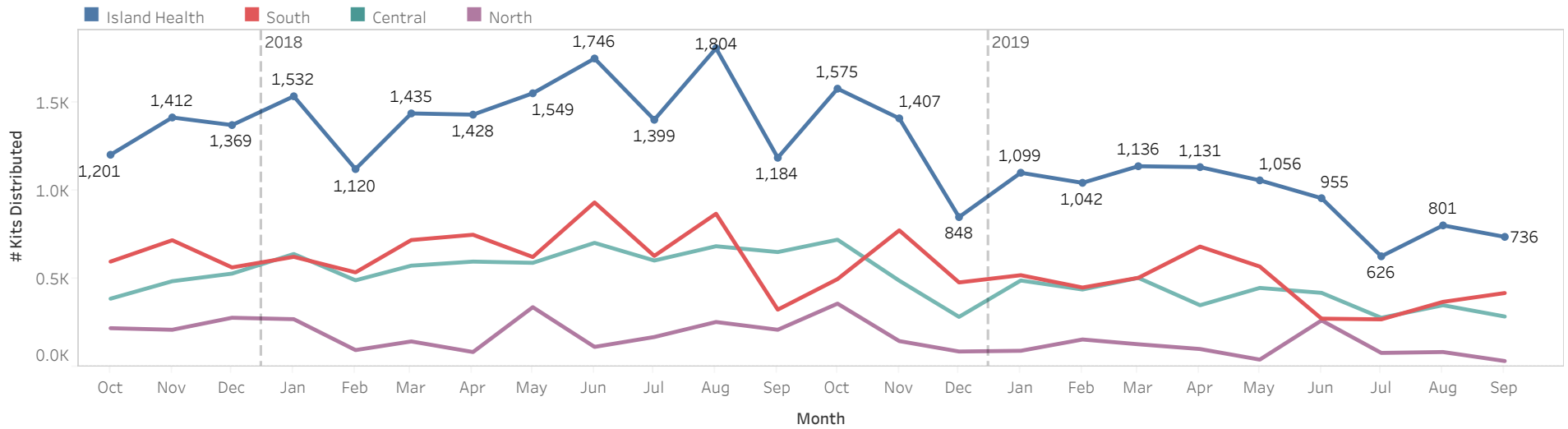


Figure 8 THN Sites by HSDA
New Active Sites in September 2019 (Total Active Sites to Date)

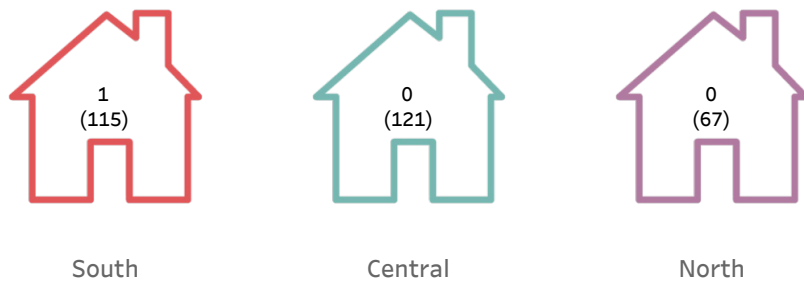



Figure 9 Number of THN Kits Distributed by HSDA
Kits Distributed in September 2019 (Total Kits to Date)





Opioid Agonist Therapy (OAT)*

Figure 10 Number of Active OAT Clients

November 2019 and Previous 23 Months

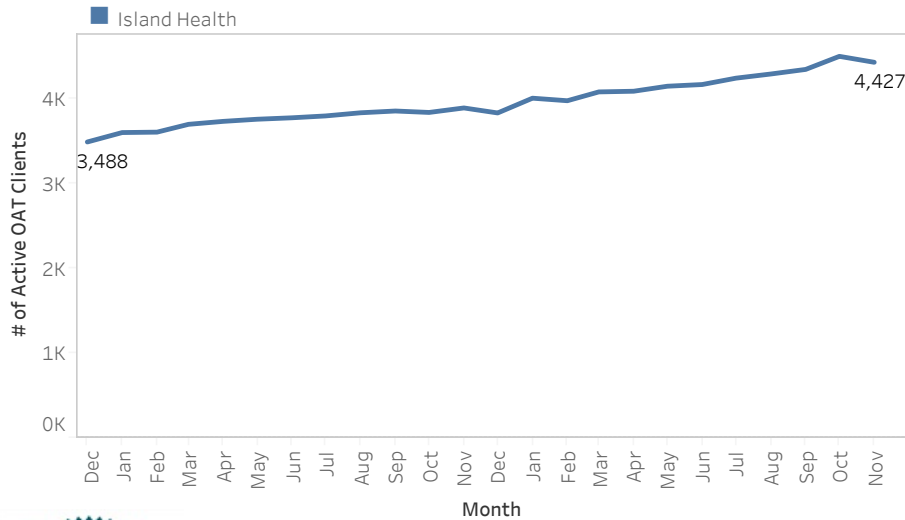


Figure 11 Number of Active OAT Prescribers

November 2019 and Previous 23 Months

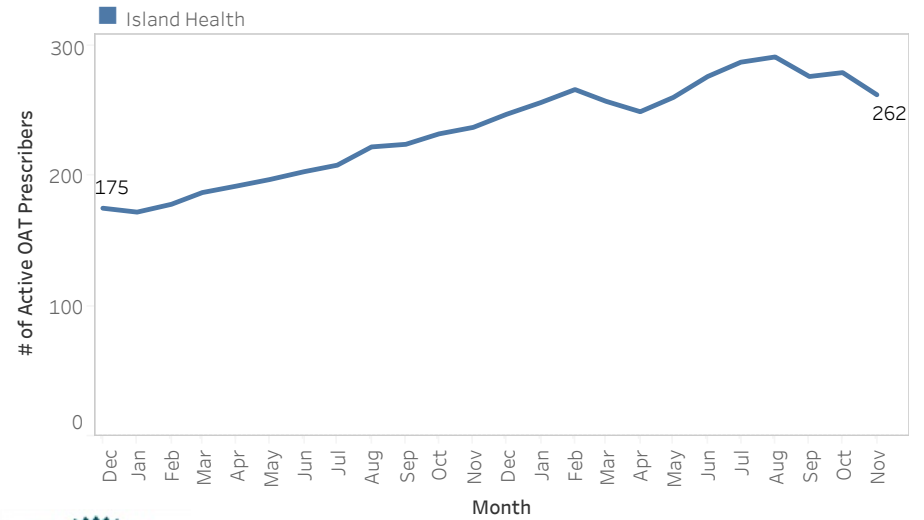


Table 6 Number of New OAT Clients

November 2019 and Year to Date

November	Year to Date (2019)
86	909



Table 7 Number of New OAT Prescribers

November 2019 and Year to Date

November	Year to Date (2019)
19	204

*Methadone, buprenorphine/naloxone and sustained release oral morphine, diacetylmorphine, and hydromorphone

Definitions:

Active OAT Clients have been dispensed an OAT that drug at least once in a given month.

New OAT Clients have been dispensed an OAT drug in a given month AND they have no prior PharmaNet record for that drug.

Active OAT Prescribers have at least one client who has filled an OAT prescription in a given month.

New OAT Prescribers have at least one client who has filled an OAT prescription in a given month AND the prescriber has not prescribed that drug type in the past.

<https://www.islandhealth.ca/overdose>

Prepared by the Office of the Chief Medical Health Officer



Coroners Service

- Illicit drug toxicity deaths (terminology as used by the BC Coroners Service Report) reported by the Coroner include overdoses involving street drugs (heroin, cocaine, MDMA, methamphetamine, etc.), medications not prescribed to the deceased, combinations of the above, with prescribed medications, and those overdoses where the origin of the drug is unknown. Both open and closed cases are included. The BC Coroners Service report can be found here: <https://www2.gov.bc.ca/gov/content/life-events/death/coroners-service/statistical-reports>
- Location descriptions for Figure 2 (Page 2). **Private Residence** - Driveways, garages, trailer homes, retirement/senior residence, and private residence; **Other Residence** - Hotels, motels, rooming houses, halfway homes, safe house and social housing; **Other Inside** - Facilities, occupational sites, public buildings and businesses; and **Outside** - Vehicles, streets, sidewalks, parking lots, public parks, wooded areas and campgrounds; **Medical Facility** - Hospital, hospital: emergency, and specialized care: mental.



Emergency Departments (ED)

- Figure 3 includes both Cerner FirstNet and Non-FirstNet facilities (13 sites).
- Table 2 and figure 4 include Cerner FirstNet facilities only (8 sites). Overdoses for Cerner FirstNet sites are identified using a syndromic surveillance algorithm. The algorithm is based on key word searches within the Chief Complaint/Mechanism of Injury, CEDIS Presenting Complaint or Visit Reason data fields.
- Cerner FirstNet facilities are as follows: Campbell River Hospital, Cowichan District Hospital, Comox Valley Hospital, Nanaimo Regional General Hospital, Royal Jubilee Hospital, Saanich Peninsula Hospital, Victoria General Hospital, and West Coast General Hospital.



Supervised Consumption Services (SCS) and Overdose Prevention Services (OPS)

- Visits and overdoses are reported by Supervised Consumption Services (SCS) sites and Overdose Prevention Services (OPS) sites on a weekly basis.
- Days and hours of operation vary across the 9 sites in operation. The Harbour opened June 18, 2018. Our Place closed July 6, 2018.



BC Emergency Health Services (BCEHS)

- BCCDC provides data on ambulance attended illegal drug overdose events as recorded in the BC Ambulance Service PCR data with paramedic information suggesting illegal drug overdose. There is an inherent data entry delay by several months. Most recent month shown may be an underestimate.
- The case definition was revised May 2019: In PCIS, overdose cases are identified based on naloxone administration OR paramedic impression codes 'Recreational Drug Overdose' AND CARDs 9 [cardiac or respiratory arrest], 23 [overdose/ingestion poisoning], 26 [sick] or 31 [unconscious]], OR impression code: 'Cardiac Arrest: Treated' AND CARD 23 [overdose/ingestion poisoning]. In SIREN, overdose cases are identified based on naloxone administration OR impression code: 'Opioid Related', 'Opioid Related/Overdose', OR impression code: 'Cardiac Arrest' AND CARD 23 [overdose/ingestion poisoning].



Take Home Naloxone (THN)

- The Provincial Take Home Naloxone program began in August, 2012
- A site is considered active if registered in and approved by the BC Naloxone Program. Sites are excluded from the count if designated as inactive by the program or if the site closes permanently for other reasons.
- THN sites are expected to return distribution records on a regular basis. Distribution numbers represent the number of kits distributed according to records returned by THN sites.



Opioid Agonist Therapy

- Data from PharmaNet (BC Ministry of Health) is used to monitor uptake of OAT in British Columbia
- **New OAT Clients:** A client has been dispensed a drug in a given month AND they have no prior PharmaNet record for that drug.
- **Active OAT Clients:** A client is considered to be on a particular OAT drug when they have been dispensed that drug at least once in a given month. Data represents clients who filled prescriptions, not all clients who were written prescriptions.
- **New OAT Prescribers:** When at least one client has filled an OAT prescription in a given month AND the clinician has not prescribed that drug type in the past.
- **Active OAT Prescribers:** When at least one client has filled an OAT prescription in a given month.

For comparisons to other BC Regional Health Authorities see BC Centre for Disease Control Overdose Response Indicators: <http://www.bccdc.ca/health-professionals/data-reports/overdose-response-indicators>
 For reports relating to THN and FORB programs, including the BC CDC THN Annual Report 2018: <http://www.bccdc.ca/health-professionals/data-reports/harm-reduction-and-substance-use>